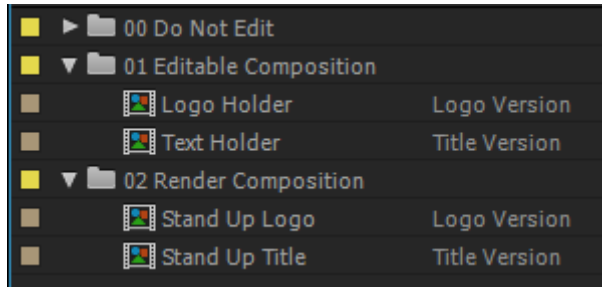


Hi! Thanks for purchasing!

[Open template](#)



Version with logo

1. Place your logo

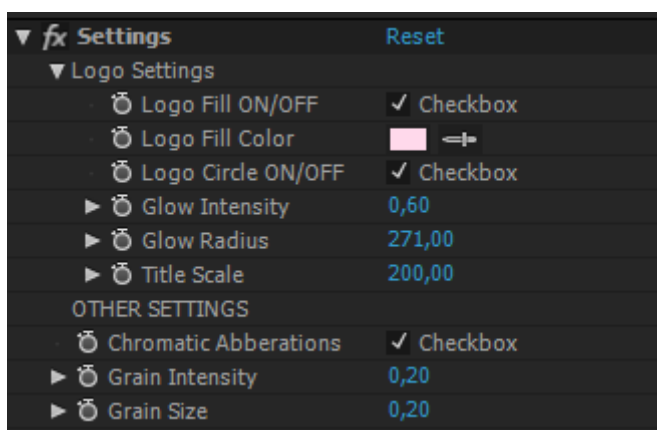
At first, you should import logo in composition “Logo Holder”.

2. Edit text

Just double click on text layer to edit text.

3. Adjust main composition

Customize your final result through layer “Settings”.

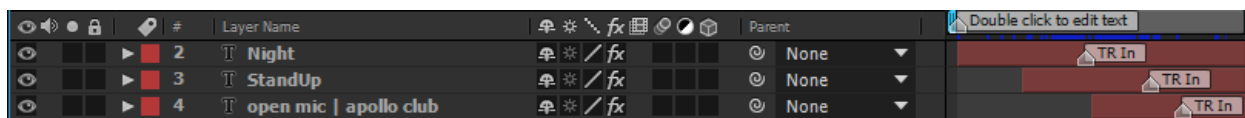


4. Render final composition “Stand Up Logo”

Version with title

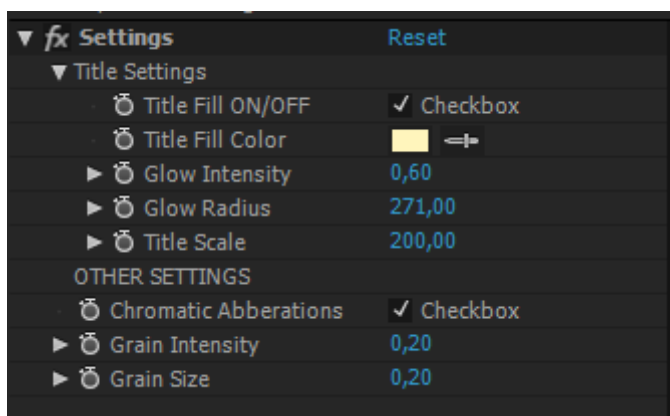
1. Edit text

Open composition "Text holder" and make double click on text layer to edit text.



2. Adjust main composition

Customize your final result through layer "Settings".



3. Render final composition "Stand Up Title"

That's all!

If you like this project, please rate item [here](#) :)

Fonts you can find [here](#) and [here](#)

Soundtrack you can find [here](#)

P.S. Look at my portfolio [\(link\)](#) and maybe you can find something interesting for you!

P. P. S. If you have any questions - please, feel free to contact me via my personal page.

P. P. P. S. Hope you like it and again one more time - thanks for buying.

Alexey Korolev